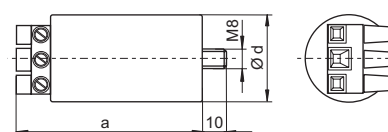


Electronic Superimposed Ignitors for HS Lamps 70 (DE) to 400 W and HI Lamps 35 to 400 W

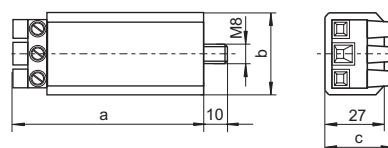


Standard version or with automatic switch-off
Compact shape
For high pressure sodium lamps (HS),
metal halide lamps (HI) and
ceramic discharge lamps (C-HI)
Ignition voltage: 4–5 kV
Phasing of the ignition voltage:
60–90 °el and 240–270 °el
Max. permitted casing temperature: 105 °C
Fastening: male nipple with pre-assembled
washer and nut
For luminaires of protection class I and II
For luminaires of protection class I
(140594, 147707)

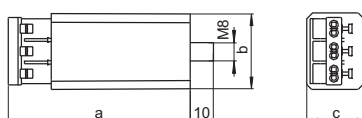
Al casing



PC casing



PC casing



Ignitor									Casing				
Type	Ref. No.	Voltage AC 50–60 Hz V	Max. lamp current A	Internal loss W	Inherent heating K	Ignition voltage kV	Load capacity pF	Switch-off time sec./Hz	d Ø	a	b	c	Weight g
Aluminium casing (Al) with screw terminals: 0.75–4 mm²													
Z 400 M	140594	220–240	5	< 3	< 35	4–5	20–50	—	35	76	—	—	140
Z 400 M VS-Power ¹	147707	220–240	5	< 3	< 35	4–5	20–50	—	35	76	—	—	140
Z 400 M S	140693	220–240	5	< 3	< 35	4–5	20–50	—	35	76	—	—	140
Plastic casing (PC) with screw terminals: 0.75–4 mm²													
Z 400 M K	140597	220–240	5	< 3	< 35	4–5	20–50	—	—	78	34	27	130
Z 400 M K VS-Power ¹	142897	220–240	5	< 3	< 35	4–5	20–50	—	—	78	34	27	130
Z 400 M K D20 ²	141582	220–240	5	< 3	< 35	4–5	20–50	1216/50–60	—	80	34	30	145
Plastic casing (PC) with push-in terminals: 0.5–2.5 mm²													
Z 400 M K	142360	220–240	5	< 3	< 35	4–5	20–50	—	—	81	34	27	130
Z 400 M K VS-Power ¹	142361	220–240	5	< 3	< 35	4–5	20–50	—	—	81	34	27	130
Z 400 M K D20 ²	142370	220–240	5	< 3	< 35	4–5	20–50	1216/50–60	—	83	34	30	145

recommended for outdoor lighting

¹ not suitable for C-HI lamps

² with IPP technology