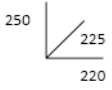
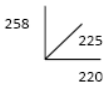
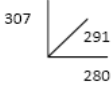
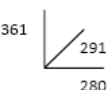
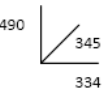
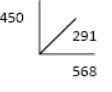




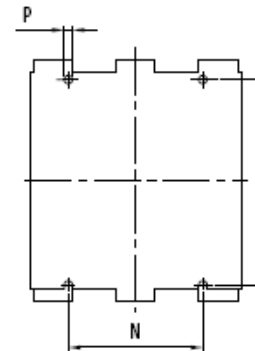
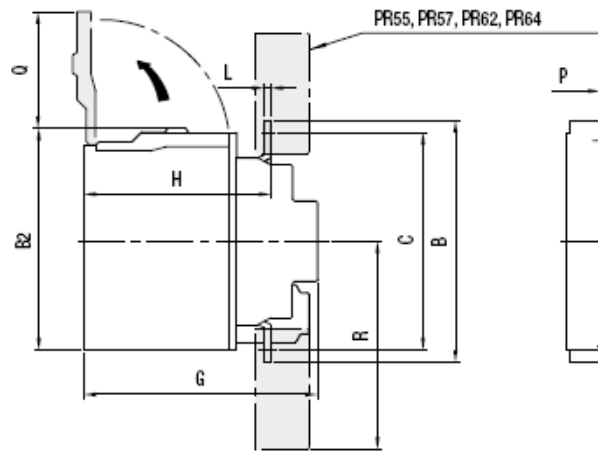
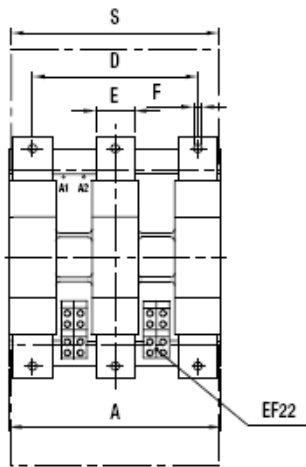
3-POLE CONTACTOR
 from 450 up to 1200A AC-3
 from 700 up to 1350A AC-1
 GH SERIE

Type	AC-1		AC-3		Auxiliary contact		Dimensions	Weight	Connection sizes
	Ie (A)	400V/3ph (KW)	Ie (A)	400V/3ph (KW)	NO	NO			
GH55B	700	485	450	250	2	2		13	2x (40x5)
GH57B	800	554	550	315	2	2		13,5	2x (50x5)
GH62	1000	692	700	400	2	2		26,4	2x (60x5)
GH64	1100	762	860	500	2	2		27,5	2x (60x6)
GH76	1200	831	1000	580	2	2		51	2x (60x6)
GH78	1350	935	1200	710	2	2		52,5	2x (60x8)
GH82	1600	1100	700	400	4	4		60	3x (100x5)
GH84	2000	1380	860	500	4	4		64	3x (100x5)

GH55 – GH57 – GH55B – GH57B – GH62 – GH64

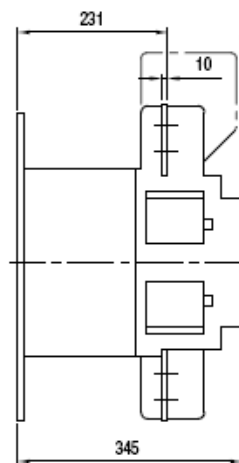
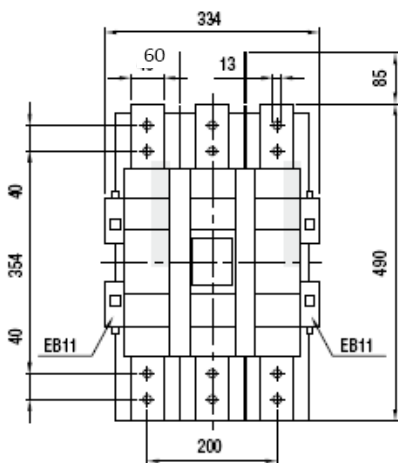


Q Spazio necessario per estrarre la bobina e/o il gruppo alimentatore
 This room is necessary to remove coils and/or feeder group

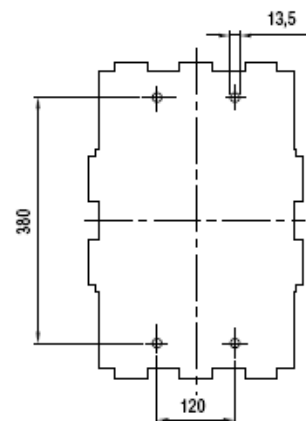


	A	B	B2	C	D	E	F	G	H	L	M	N	P	Q	R	S
GH55 / GH55B	220	235	250	206	158	40	10,5	225	164	4	220	110	9	100	198	214
GH57 / GH57B	220	258	250	228	158	40	12,5	225	164	6	220	110	9	100	198	214
GH62	280	307	303	277	202	50	13	291	203	8	280	175	11	140	249	268
GH64	280	361	303	325	202	50	15	291	203	8	280	175	11	140	249	268

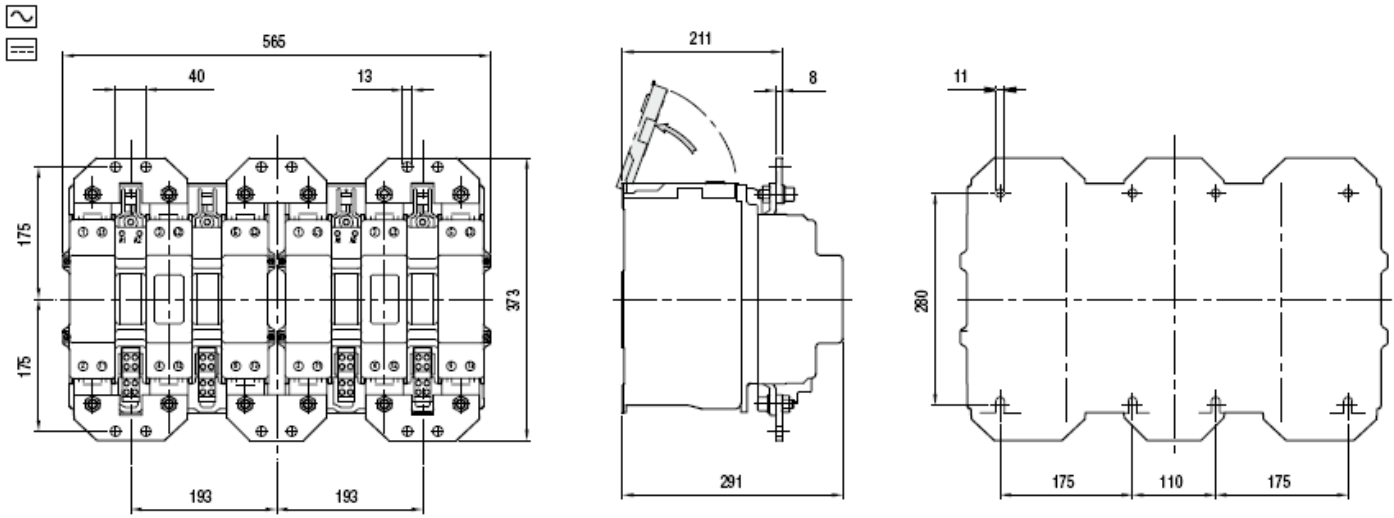
GH76 – GH78



Barriere isolanti per GH78 nella versione UL
 Insulating barriers for GH78 UL version



GH82



GH84

